


 Sunjin Infotech

 milestone | XProtect®

Audio broadcast system integrated management of Network speaker

UNION-Broadcast System



Sunjin Infotech Co., Ltd.

www.sunjin.net

T : (+82) 2-2224-0722

F : (+82) 2-2224-0723

E : marketing@sunjin.net

 UNION
BROADCAST SYSTEM

CONTENTS



Universality, Accessibility, Stability

Network audio Broadcast System

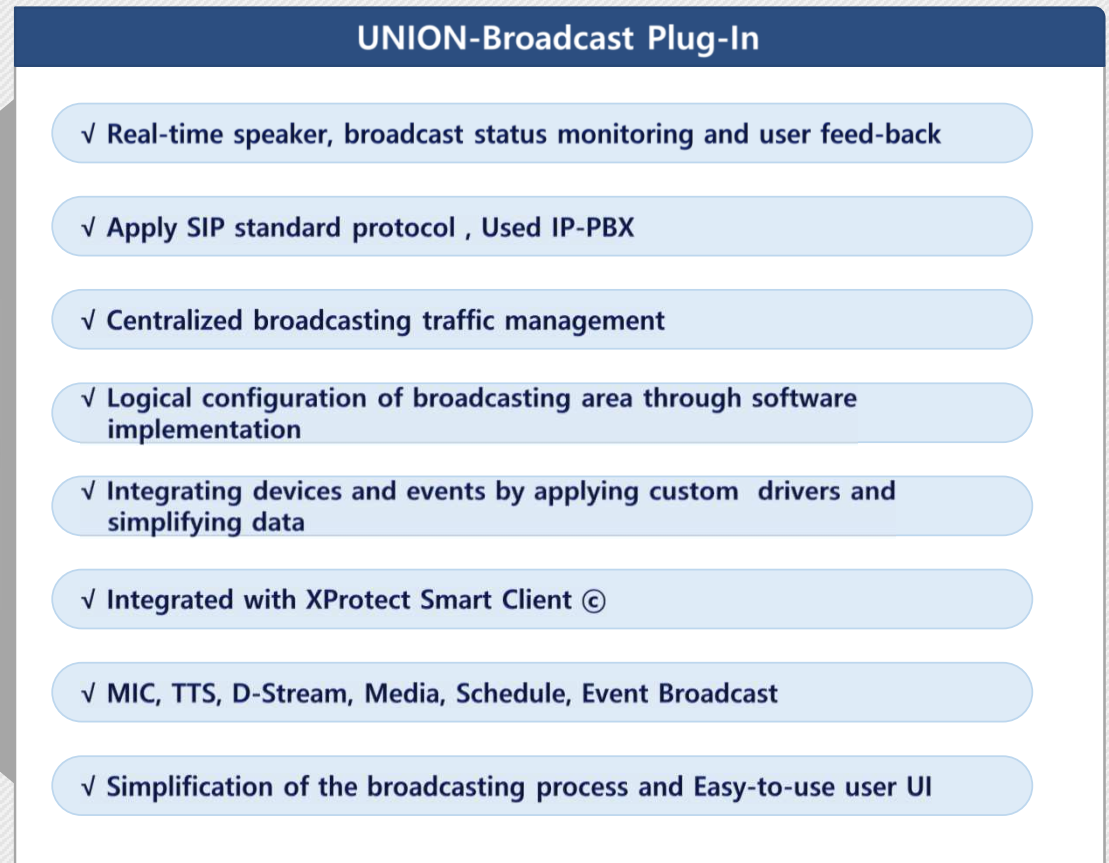


Solution Deck

- 01 / Development Background
- 02 / Introduction
- 03 / System configuration
- 04 / Key features
- 05 / Key functions
- 06 / Benefits and applicable fields

1. Development background

- Audio broadcasting used in various environments and purposes.
- The importance of the audio broadcasting system and the need to expand its use arose.



2. Introduction

- Simplified physical broadcasting system infrastructure and usage process provide users easy and accessible user experience.



✓ Carry out various categories of audio system use with one system



✓ Low deployment cost and elimination of physical installation constraints

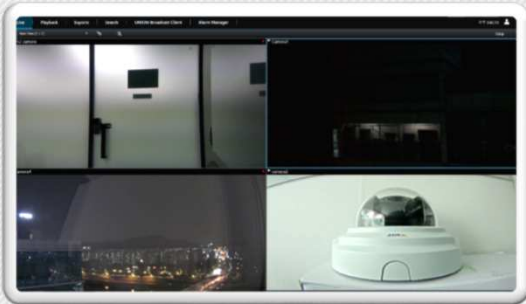


✓ Flexible function expansion with software, interworking with other system and devices.

UNION-Broadcast

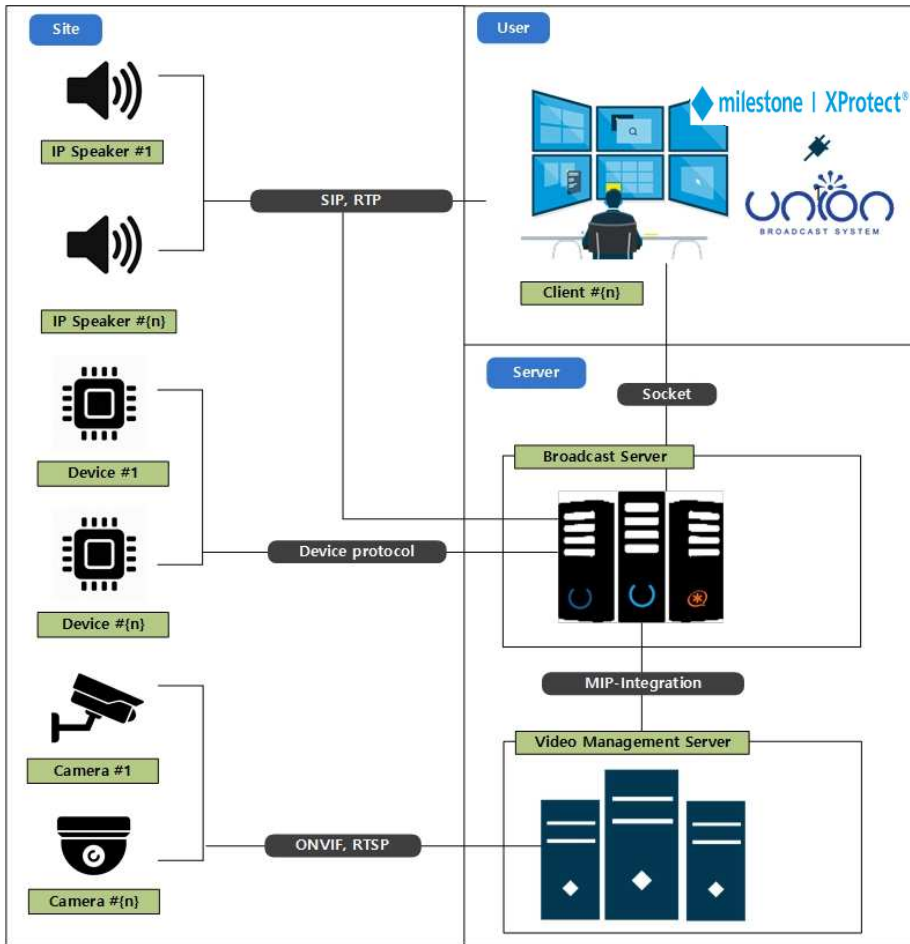
✓ Minimize failure points and provide safe broadcasting through real-time monitoring

Union-broadcast provide an audio broadcast system with accessibility, stability and necessary information



3. System configuration (Diagram)

➤ MIP Plug-In! Easy system configuration with integrated management.



Description

Client : XProtect Smart Client + Union-Broadcast Client (Surveillance, broadcasting monitoring & control)

UNION-Broadcast Server: Speaker, interconnect device management
Device event process

Milestone Server : Video management

Camera (CCTV) : input video (surveillance)

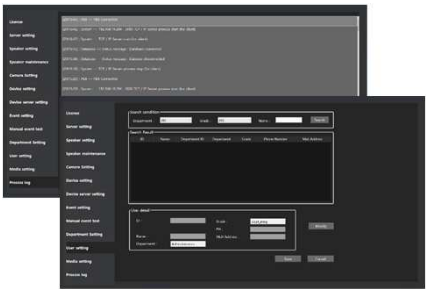
Speaker : Transmit a audio broadcast.

Device : The event is detected and send to the UNION-Broadcast server

3. System configuration (Software)

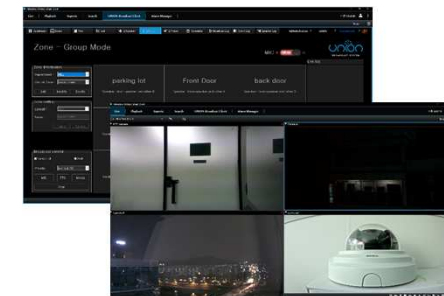
➤ Union-Broadcast consists of server and client (plug-in) software.

Server S/W



- Management
 - Management of speaker, interlocking system & device
- Protocol integration
 - Interlocking with various safety and security devices.
- Device event process
- Broadcast traffic control
- Communication with PBX
- Speaker data collection and control
- Connected Client Control
- System and device monitoring

Client S/W (plug-In)



- Can control the broadcast while watching the live video
- Provides list / zone / preset / etc broadcasting control mode.
- Provide mic, media, schedule, TTS broadcast transmission function
- Real-time system and speaker status display dashboard
- Display live events, broadcasts and speaker status changes
- Event / Broadcast history search
- In case of broadcast failure, information is displayed immediately.

4. Key features

- Union-Broadcast provide an audio broadcast system with accessibility, stability and universality.
- Can communicate with all SIP speakers and interwork with various devices and systems.

1. Easy-to-use UI



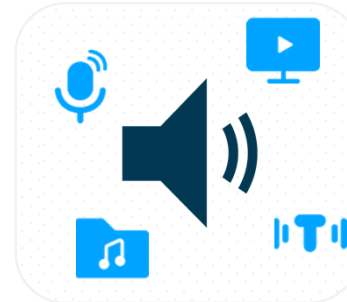
- Real-Time Dashboard
- Simple broadcast process
- Various broadcasting control modes
- Use in XProtect Smart Client

2. Minimum infrastructure



- Simple physical configuration consisting of speaker-server-user
- Flexible environment customization for small to large sites
- Easy maintenance through speakers monitoring

3. Various broadcast function



- MIC, TTS (Text-to-Speech), Media (Announce, Music) Direct-Streaming
- Scheduled broadcast
- Event-based automatic broadcasting.

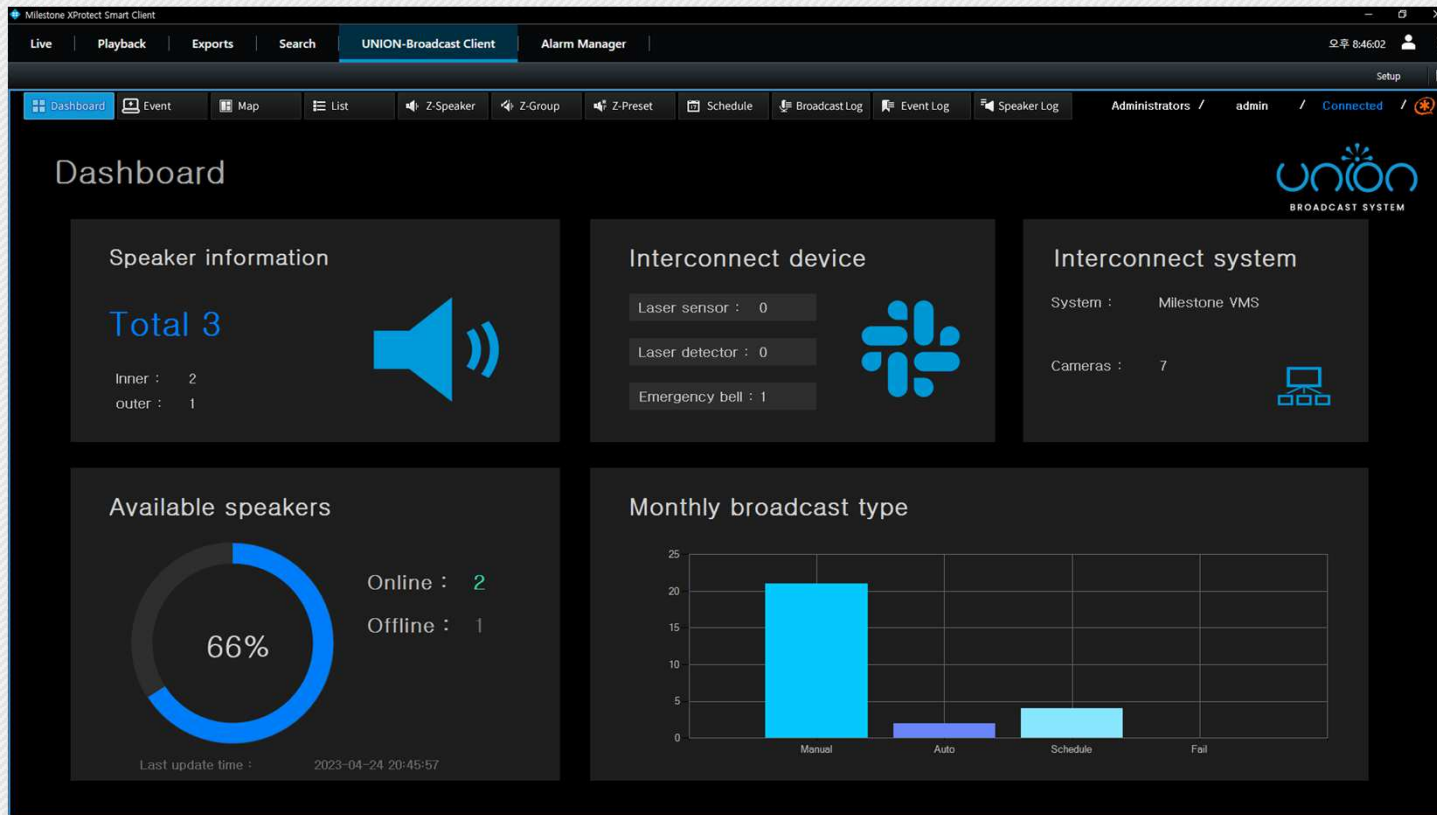
4. Interlocking device interface



- Flexible custom protocol
- Milestone XProtect integration
- Connect all SIP speakers

5. Key functions – Dashboard

- Intuitive Dashboard is provided to provide speaker information and operation rate, interlocking system and device information, and broadcasting statistics monitoring.

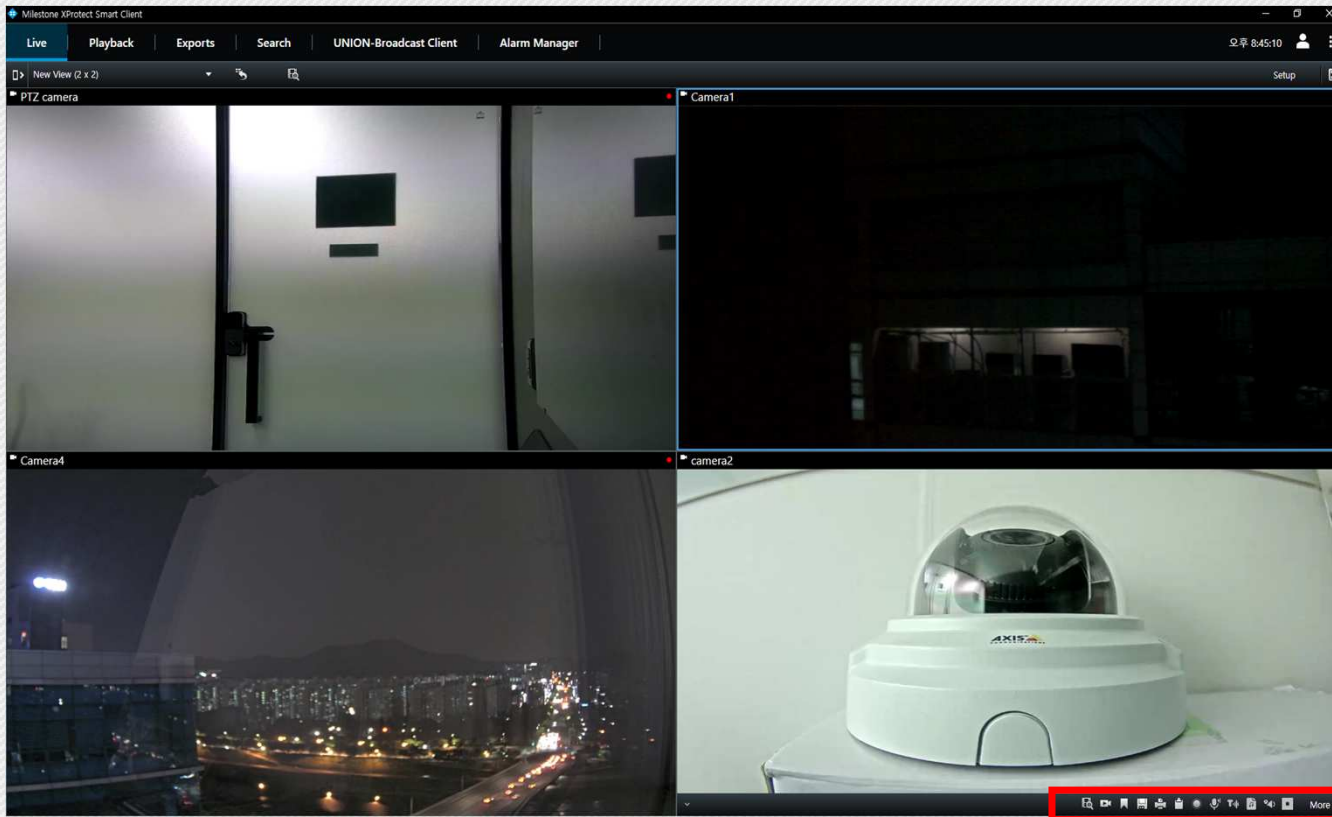


Description

- ✓ Number of interlocked speakers
- ✓ Linked devices information
- ✓ Linked systems information
- ✓ Speaker utilization rate
- ✓ Statistics by monthly broadcast type

5. Key functions – Broadcast tool button in live video (Live tab)

- It can control audio broadcasting while watching the video in the Live tab.
- Multiple speakers can be set for each one video (camera).



Description



✓ Broadcast control (Transmit & Stop)

✓ MIC / Media / TTS / D-Stream / Preset

✓ Set the priority of broadcast

5. Key functions – Event monitoring

- When an event occurs in an interlocked device, event information and linked video with the corresponding device are displayed. It is possible to respond to an event by broadcasting through a speaker linked with the displayed video.

The screenshot shows the Milestone XProtect Smart Client interface in 'Event Mode'. The top navigation bar includes 'Live', 'Playback', 'Exports', 'Search', 'UNION-Broadcast Client', and 'Alarm Manager'. The main interface is divided into several sections:

- Displayed Event Information:** Device : emergency button, Event : emergency button1, Time : 2023-04-27 10:36:4
- Displayed Viewer Setting:** Play Length : 30 sec, Event Point : 5 sec before
- Broadcast control:** Display Lock, Bell, Priority : normal (2), MIC, Media, Stop
- Live log:** A list of event entries with details like Time, Department, Device, Type, and Event.

Description

✓ Displayed event information

✓ Displayed linked video

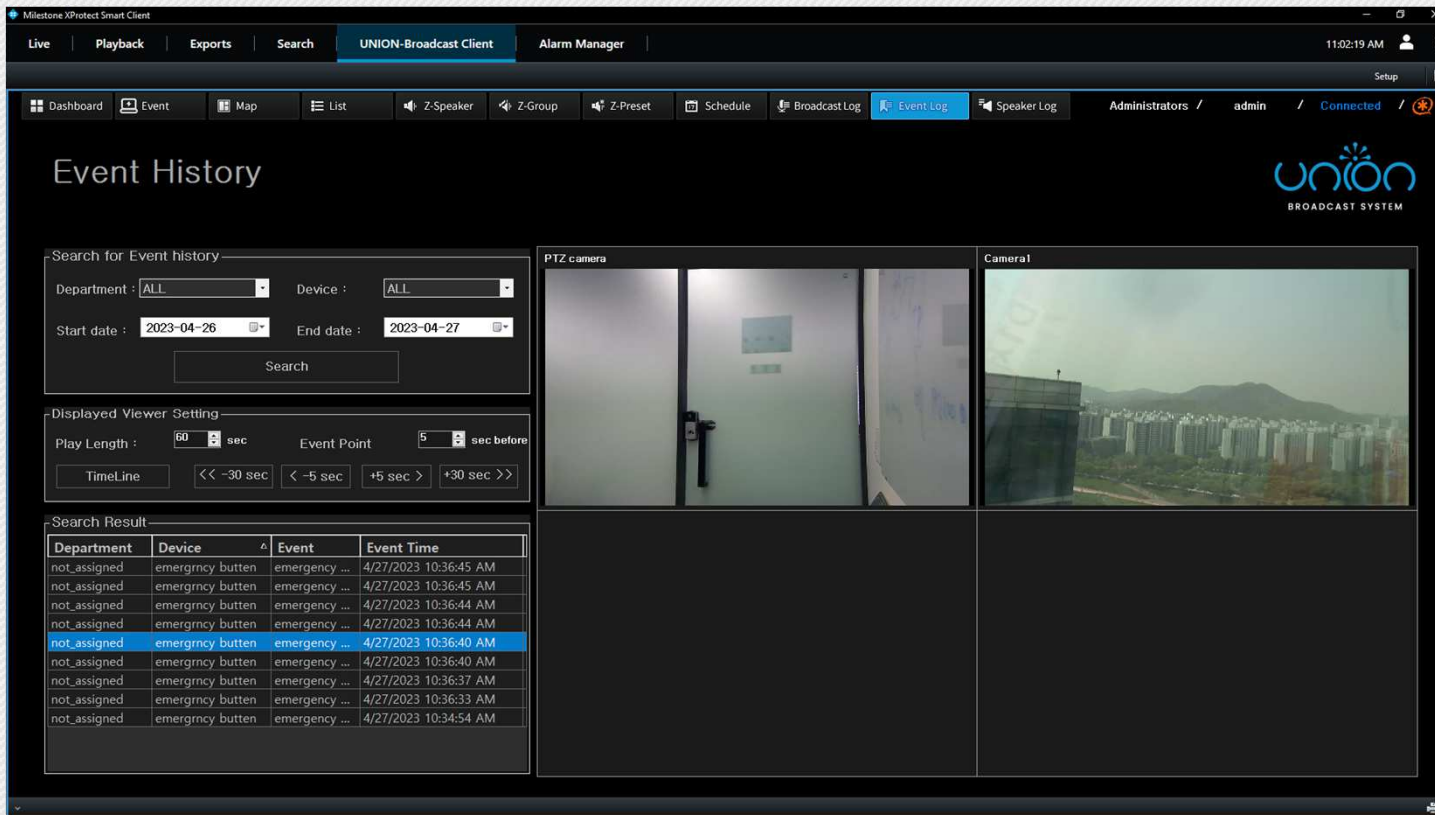
✓ Set event occurrence point time

✓ Broadcast control (Transmit & Stop)

✓ Lock the displayed event video.

5. Key functions – Search event (Event history)

- It can search past events and can playback video from linked event.



Description

- ✓ Search past event list
- ✓ Provide various search conditions
- ✓ Playback video from linked event

5. Key functions – Various broadcasting modes

➤ It supports various broadcasting control modes (UI), so you can easily control broadcasting by configuring it according to your environment and needs.

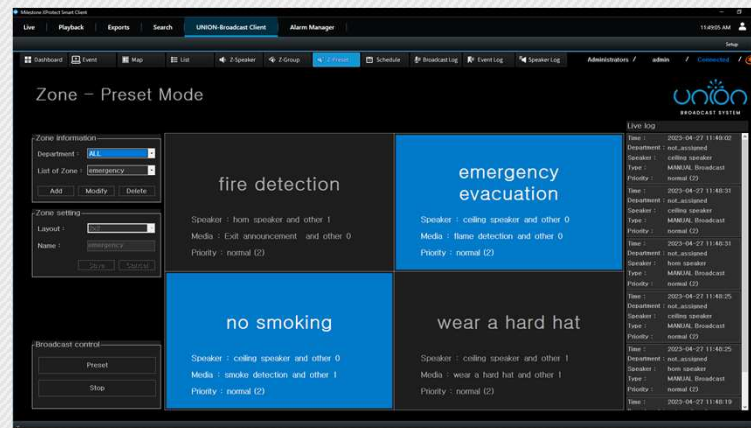
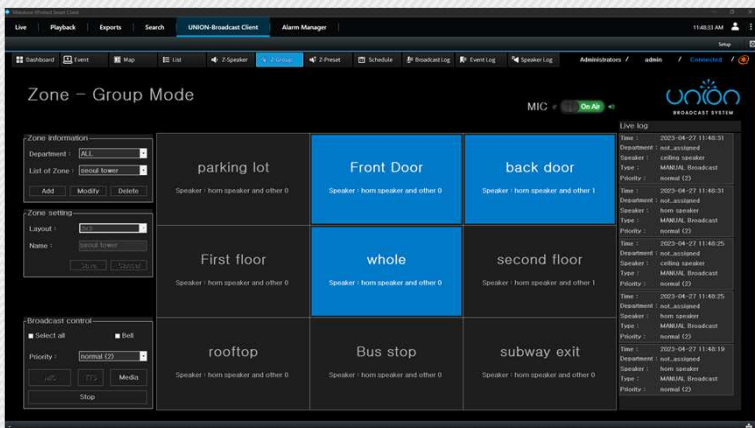
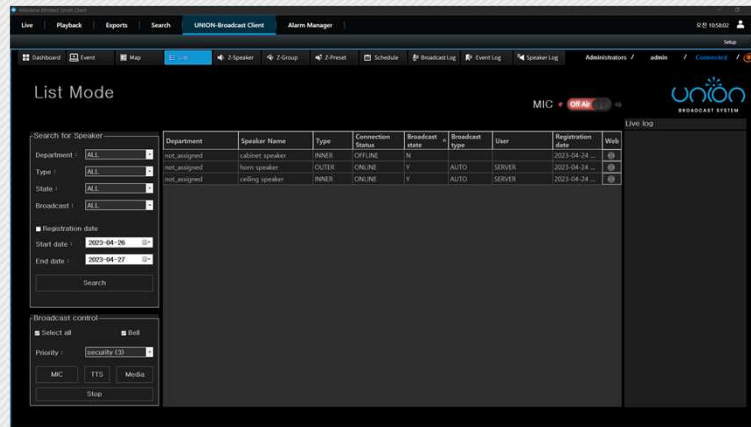
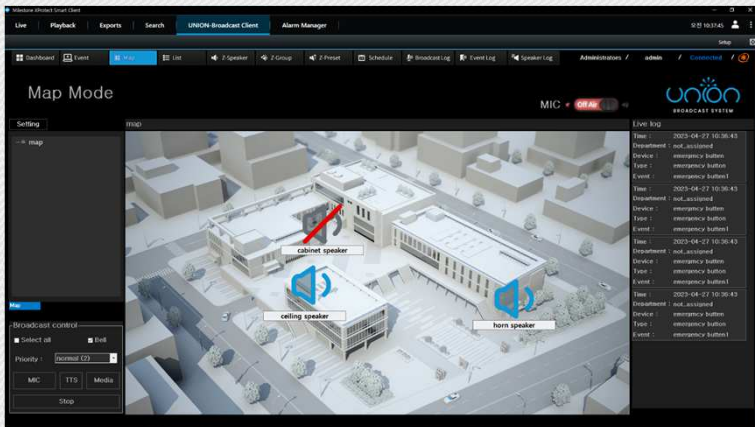
Description

✓ Map mode : speaker placement on the map

✓ List mode : Display speaker details as a list

✓ Zone mode : configuring a speaker in an area.

✓ Preset mode : Set the area and sound source together in advance.



6. Benefits and applicable fields

- By linking with other systems such as security devices and video management systems (VMS), it goes beyond the scope of simple audio broadcasting and presents various expansions of the audio broadcasting system industry by performing warning, alarm, and security functions.

Benefits

- ❖ Lower build costs and eliminate physical installation restrictions
- ❖ Use various categories of audio broadcasting system in one system
- ❖ Provide safe broadcasting through minimization failure points and real-time monitoring
- ❖ Flexible expansion of functions and compatible with other systems through software

Applicable fields

- ✓ Alarms and Warnings Broadcasting / Security system
- ✓ Indoor Broadcasting, Institution, School, Hospital, Public facilities, Apartments and Retail stores, etc.
- ✓ Outdoor Broadcasting; Village, Outdoor Stadium, Seawall and Industrial sites, etc.
- ✓ City security synchronized with Smart City System

UNION-Broadcast System

- Thanks -

www.sunjin.net

 **Sunjin Infotech** |  **milestone** | **XProtect®**

